ACCUENERGY

AcuCT G Series

Ground Fault Solid-Core Current Transformer



DATASHEET

AcuCT G Series

AcuCT-5913G-SC

Ground Fault Solid-Core Current Transformer Datasheet



The AcuCT G Series is a solid-core residual current sensor for ground fault (earth leakage) monitoring. All live conductors pass through the single window, and the CT measures the residual current, which is the vector sum of those currents. This value sits near zero in a healthy circuit and rises when leakage occurs.
The sensor delivers a proportional current signal to a connected meter or residual current monitor, which applies the alarm and trip thresholds. Safe materials and an enclosure-friendly design suit indoor or protected outdoor use across wide temperature and humidity ranges.

Features

- 5% accuracy from 1 – 120% of rated residual current for ground fault (earth leakage) detection
- Short-Time Thermal Current (STTC) rated at 15 kA for 1 second
- Surge rated current can withstand 50 kA/50ms
- Large 352 x 152 mm window accepts all phase and neutral conductors for core-balance measurement

Specifications

RATED PRIMARY CURRENT	10 mA - 10A
Rated Continuous Thermal Current [1]	100A
Current Range	1% - 120% of Rated Current
Rated Transformation Ratio	600: 1
Output	mA Proportional to Rated Current
Accuracy	5%
MECHANICAL/ENVIRONMENTAL	
Form Factor	Solid-Core CT
Window Size	352.0 mm x 152.0 mm (13.86″ x 5.98″)
Exterior Dimensions	416.0 mm x 216.0 mm x 50.0 mm (16.38″ x 8.50″ x 1.97″)
Case Material	Polycarbonate (PC); Epoxy Resin
Flammability Class	UL94 V-0
Degree of Protection	IP40 (Internal Components) IP20 (Terminals)
Operating Temperature	-15 °C to 50 °C / 5 °F to 122 °F
Storage Temperature	-40 °C to 70 °C / -40 °F to 158 °F
Operating Humidity	Non-Condensing, 0 to 95% RH
Installation Conditions	Indoor Use or Install in an Outdoor Enclosure (Not for Direct Outdoor Exposure)
CONNECTION	
Terminal and Mounting	Screw-Type Terminals, Screw Mounting (M5)
Screw Tightening Torque	0.45 – 0.6 N·m
Conductor Size	22 - 14 AWG
ELECTRICAL	
Wire Polarity	X1=Positive, X2=Negative
Phase Orientation	P1-K Points Towards Source
Frequency Range	50 – 400 Hz
Internal Resistance	15 – 18 Ω
Secondary Overvoltage Protection	Yes (Suppressor diode P6KE15CA)
Shielded Coil	Yes
Power	55 mVA
SAFETY/COMPLIANCE	
Short-Time Thermal Current	15 kA / 1s
Rated Surge Current	50 kA / 50ms
Withstand Voltage	3.0 KV / 1mA / 1min @ 0.72 kV
Rated Voltage	AC 0.72 kV
Certifications & Compliance	UL Listed UL508, CSA C22.2, IEC 61010-1 and RoHS

[1] *Refers to residual current.*

Dimensions

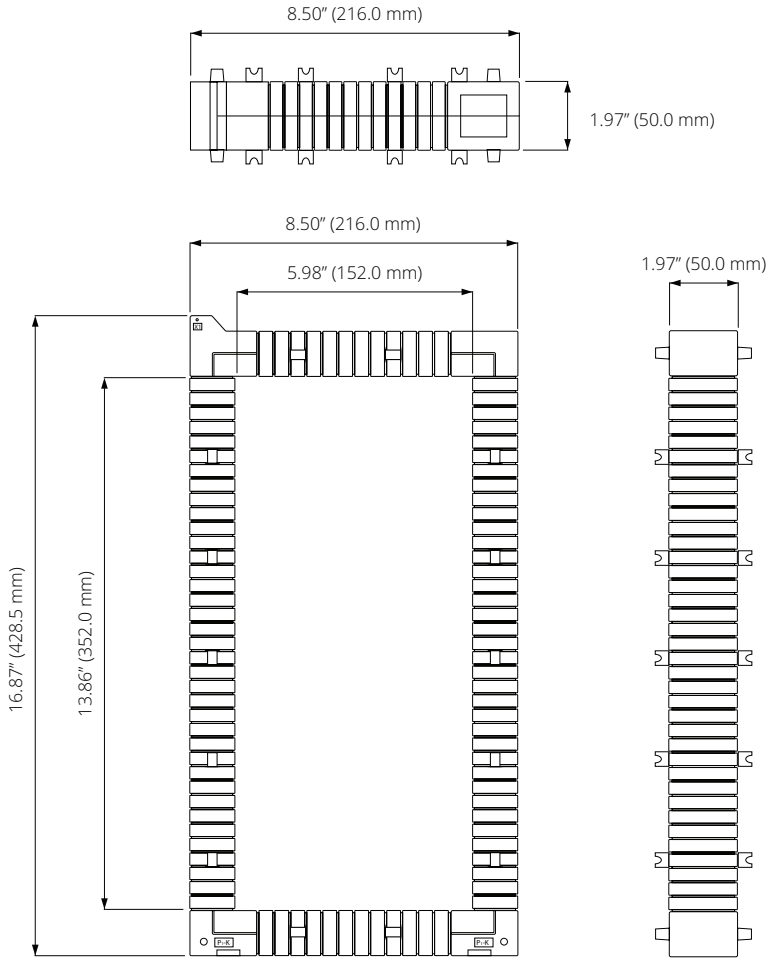

Mod-Tronic Instruments Ltd.
1-800-794-5883
www.mod-tronic.com
sales@mod-tronic.com

Ordering Information

	Model	-	*Solid-Core*
	AcuCT-5913G		SC
Ordering Example	**AcuCT-5913G**	**-**	**SC**

Revision Date: September 2026 Version: 1.0.4
Specs Subject To Change Without Notice.

AcuCT G Series

AcuCT-7919G-SC

Ground Fault Solid-Core Current Transformer Datasheet



The AcuCT G Series is a solid-core residual current sensor for ground fault (earth leakage) monitoring. All live conductors pass through the single window, and the CT measures the residual current, which is the vector sum of those currents. This value sits near zero in a healthy circuit and rises when leakage occurs. The sensor delivers a proportional current signal to a connected meter or residual current monitor, which applies the alarm and trip thresholds. Safe materials and an enclosure-friendly design suit indoor or protected outdoor use across wide temperature and humidity ranges.

Features

- 5% accuracy from 1 – 120% of rated residual current for ground fault (earth leakage) detection
- Short-Time Thermal Current (STTC) rated at 15 kA for 1 second
- Surge rated current can withstand 50 kA/50ms
- Large 502 x 202 mm window accepts all phase and neutral conductors for core-balance measurement

Specifications

RATED PRIMARY CURRENT	10 mA - 10A
Rated Continuous Thermal Current [1]	100A
Current Range	1% - 120% of Rated Current
Rated Transformation Ratio	600: 1
Output	mA Proportional to Rated Current
Accuracy	5%
MECHANICAL/ENVIRONMENTAL	
Form Factor	Solid-Core CT
Window Size	202.0 mm x 502.0 mm (7.953" x 19.764")
Exterior Dimensions	266.0 mm x 566.0 mm x 50.0 mm (10.472" x 22.283" x 1.969")
Case Material	Polycarbonate (PC); Epoxy Resin
Flammability Class	UL94 V-0
Degree of Protection	IP40 (Internal Components) IP20 (Terminals)
Operating Temperature	-15 °C to 50 °C / 5 °F to 122 °F
Storage Temperature	-40 °C to 70 °C / -40 °F to 158 °F
Operating Humidity	Non-Condensing, 0 to 95% RH
Installation Conditions	Indoor Use or Install in an Outdoor Enclosure, (Not for Direct Outdoor Exposure)
CONNECTION	
Terminal and Mounting	Screw-Type Terminals, Screw Mounting (M5)
Screw Tightening Torque	0.45 – 0.6 N·m
Conductor Size	22 – 14 AWG
ELECTRICAL	
Wire Polarity	X1=Positive, X2=Negative
Phase Orientation	P1-K Points Towards Source
Frequency Range	50 – 400 Hz
Internal Resistance	15 – 18 Ω
Secondary Overvoltage Protection	Yes (Suppressor diode P6KE15CA)
Shielded Coil	Yes
Burden	180 Ω
Power	55 mVA
SAFETY/COMPLIANCE	
Short-Time Thermal Current	15 kA / 1s
Rated Surge Current	50 kA / 50ms
Withstand Voltage	3.0 KV / 1mA / 1min @ 0.72 kV
Rated Voltage	AC 0.72 kV
Certifications & Compliance	UL Listed UL508, CSA C22.2, IEC 61010-1 and RoHS

[1] *Refers to residual current.*

Dimensions

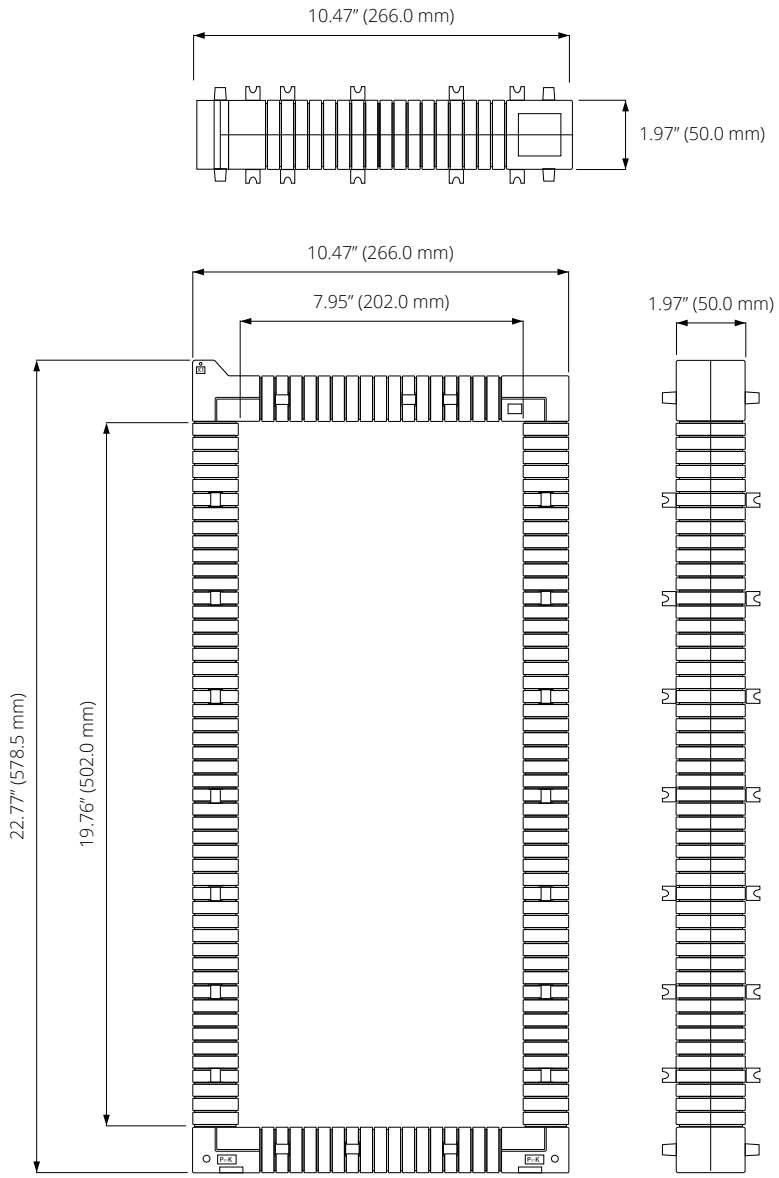

Mod-Tronic Instruments Ltd.
1-800-794-5883
www.mod-tronic.com
sales@mod-tronic.com

Revision Date: September 2026 Version: 1.0.4
Specs Subject To Change Without Notice.

Ordering Information

	Model	-	*Solid-Core*
	AcuCT-7919G		SC
Ordering Example	**AcuCT-7919G**	**-**	**SC**