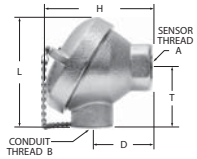
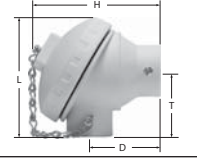
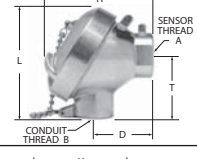

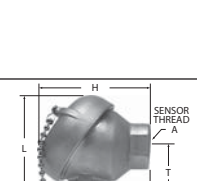

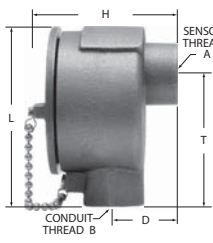




Connection Heads

Dimensions in inches (mm)	Body/gasket material	IP/NEMA Rating	Max Temp.	Pipe thread codes	Temptran™ models	Approx. weight	Model
CH103 3.5 (89) H 3.5 (89) L 1.9 (48) D 1.9 (48) T 	Nickel-plated cast iron with SS chain/silicone gasket	IP55 Type 3 and 4	316°C (600°F)	P1, P2, P3, P4	All models except TT220 and TT221	2.0 lbs. (0.9 kg.)	CH103
CH366 3.0 (76) H 3.7 (94) L 1.37 (35) D 1.9 (48) T 	White polypropylene (FDA approved)/neoprene gasket	IP55 Type 3 and 4	110°C (230°F)	P3 only	All models except TT220 and TT221	0.2 lbs. (0.1 kg.)	CH366
CH359 3.5 (89) H 3.5 (89) L 2.0 (51) D 1.75 (44) T 	Aluminum/silicone gasket	IP55 Type 3 and 4	316°C (600°F)	P1, P2, P3, P4	All models except TT220 and TT221	0.8 lbs. (0.4 kg.)	CH359
CH301 2.33 (59.2) H 4.25 (108) L 1.25 (31.8) D 3.60 (91.4) T 	Aluminum/neoprene gasket	IP55 Type 3 and 4	115°C (240°F)	CH301: P3 only	Miniature TT111 and TT211 models	0.5 lbs. (0.2 kg.)	CH301
CH302: P2 only				CH302			
CH360 3.5 (89) H 3.5 (89) L 2.0 (51) D 1.75 (44) T 	316 SS with silicone gasket	IP56 Type 3, 4 and 4x	316°C (600°F)	P1, P2, P3, P4	All models except TT220 and TT221	1.8 lbs. (0.8 kg.)	CH360
CH335/CH339 2.5 (64) Ø 3.5 (89) H 0.95 (20) D 	300 series SS with Buna N O-ring	IP56 Type 3, 4 and 4x	121°C (250°F)	P3 only	All models except TT220 and TT221	2.6 lbs. (1.2 kg.)	CH335
	300 series SS with Buna N O-ring and chain	IP56 Type 3, 4 and 4x	121°C (250°F)	P3 only	All models except TT220 and TT221	2.6 lbs. (1.2 kg.)	CH339

Dimensions in inches (mm)	Body/gasket material	Hazardous location rating	IP/NEMA Rating	Max Temp.	Approx. weight	Model
Explosionproof/flameproof heads FM/CSA approved						
CH104: 4.60 (116.8) L 3.50 (88.9) H 1.63 (41.4) D 3.35 (85.1) T 	Copper-free aluminum/Buna-N O-ring	Division 1; Division 2 Class I, Groups B, C, D; Class II, Groups E, F, G; Class I, Zone 1, AEx d IIC; Zone 1, EX d IIC; T6 (Ta = 40°C), T2 (Ta = 260°C)	IP65 Type 3 and 4	121°C* (250°F)	1.5 lbs. (0.7 kg.)	CH104
	Stainless steel/Buna-N O-ring		IP66 Type 3, 4, and 4X	121°C* (250°F)	2.4 lbs. (1.1 kg.)	CH106

*Maximum temperature increases to 500°F (260°C) if O-ring is removed. Environmental rating drops to Type 3, IP54.

Specifications subject to change

Dimensions in inches (mm)	Body/gasket material	Hazardous location rating	IP/NEMA Rating	Max Temp.	Approx. weight	Model		
Explosionproof heads FM/CSA approved								
CH405/CH407/ CH342/CH343/ CH330/CH328: 4.60 (116.8) L 3.60 (91.4) H 1.63 (41.4) D 3.70 (96.0) T 	Copper-free aluminum	Division 1; Class I, Groups A, B, C, D;	IP54 Type 3	260°C (500°F)	1.4 lbs. (0.6 kg.)	CH405		
	Copper-free aluminum/ Buna-N O-ring	Class II, Groups E, F, G; Class III (FM approved only)	IP65 Type 3 and 4	121°C (250°F)		CH407		
	Copper-free aluminum, gray epoxy coat, no chain/ Buna-N O-ring	Division 1; Class I, Groups B, C, D; Class II, Groups E, F, G;	IP66 Type 3, 4 and 4X			CH342		
	Copper-free aluminum, gray epoxy coat, with chain/ Buna-N O-ring			CH343				
	Note: The following models have lower cost but no FM/CSA approval or label.							
	Aluminum/ Buna-N O-ring	Division 1; Class I, Groups B, C, D;	IP65 Type 3 and 4	121°C (250°F)		1.4 lbs. (0.6 kg.)	CH330	
	Aluminum with FDA approved white epoxy coat, no chain/Buna-N O-ring	Class II, Groups E, F, G; Class III	IP66 Type 3, 4 and 4X				CH328	
Flameproof heads CENELEC/ATEX approved Ex II 2G Ex d IIC T6								
CH357/CH358: 4.49 (114) L 3.60 (91.4) H 1.63 (41.4) D 3.78 (96.0) T CH356: 4.20 (106.7) L 3.50 (88.9) H 1.35 (34.3) D 3.22 (81.8) T 	Copper-free aluminum/ Buna-N O-ring	Zone 1, Group IIC	IP65 Type 3 and 4	55°C (104°F)	1.4 lbs. (0.6 kg.)	CH357		
	Copper-free aluminum, epoxy coated/Buna-N O-ring	Zone 1, Group IIC	IP66 Type 3, 4 and 4X			CH358		
	Stainless steel/Buna-N O-ring				121°C (250°F)	2.4 lbs. (1.1 kg.)	CH356	

Replacement terminal boards

Model	6-position board	8-position board
CH103	AC103029	AC101926
CH104	AC1039	AC101122
CH106	AC1039	AC101122
CH301	AC101377T6	
CH302	AC101377T6	
CH328	AC1039	AC101122
CH330	AC1039	AC101122
CH331	AC100427	
CH335	AC100427	AC101926
CH339	AC100427	AC101926
CH342	AC1039	AC101122
CH343	AC1039	AC101122
CH356	AC1039	AC101122
CH357	AC1039	AC101122
CH358	AC1039	AC101122
CH359	AC100427	AC101926
CH360	AC100427	AC101926
CH405	AC1039	AC101122
CH407	AC1039	AC101122

Notes:

- All Temtran™ transmitter models may be used with connection heads on these pages.
- AC103133 dual miniature Temtran™ mounting kit fits CH104, CH106, and CH356. CH106 and CH356 also require AC103625 modification.
- AC103528 dual miniature Temtran™ mounting kit fits CH342, CH343, CH405, CH407, CH328, CH330, CH357, and CH358.
- See Section 5 for more information.

Specification and order options

CH104	Model number from table
P2	Pipe thread code:
	P1 = 3/4 - 14 1/2 - 14
	P2 = 3/4 - 14 3/4 - 14
	P3 = 1/2 - 14 1/2 - 14
	P4 = 1/2 - 14 3/4 - 14
	P5 (CH356 only) = 1/2 - 14 M20 x 1.5
P6 (CH356 only) = 3/4 - 14 M20 x 1.5	
T	Connection type:
	T = Terminal board for wires AWG 14 or smaller W = Wire nuts for wires AWG 14 to 22
6	Number of terminal posts or wire nuts:
	0, 6 or 8 (see terminal board table at right for model options)
	T0: transmitter mounting hardware
	W0: empty enclosure
CH104P2T6 = Sample part number	

Specifications subject to change