

# Fluid Immersion Fittings

## Overview



Install probes directly into fluid streams and pressure vessels. Simply position the fitting on the probe and tighten the sealing nut.

Fluid seal fittings are best for moderate temperatures and pressures. Pressure fittings, constructed of stainless steel, can withstand corrosive media and greater extremes of pressure and temperature.



Be sure to check the pressure ratings of probes intended for direct immersion.



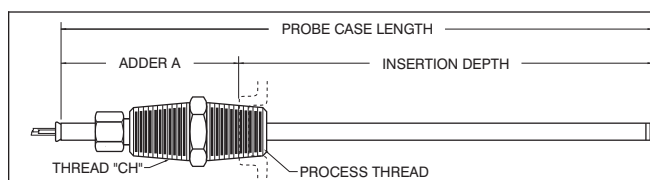
**ALL PARTS STOCKED**

Fluid seal fittings to 260°C (500°F)							
	Body material	Thread "CH"	Process thread	Adder "A" (Total length)	Probe Ø inch (mm)	Model	
	Brass	None	1/8 - 27 NPT	1.2" min. (31 mm)	0.188 (4.8)	FG143	
		None	1/4 - 18 NPT			FG140	
		None	1/8 - 27 NPT		0.215 (5.5)	FG126	
		None	1/4 - 18 NPT			FG120	
		None	1/8 - 27 NPT			0.250 (6.4)	FG151
		None	1/4 - 18 NPT				FG130
	Stainless steel	1/2 - 14 NPT	1/2 - 14 NPT	2.4" (61 mm)	0.188 (4.8)	FG142	
					0.215 (5.5)	FG122	
					0.250 (6.4)	FG132	

Note: Fluid seal fittings are rated to 200 psi (17 bar) when using the repositionable silicone rubber O-ring. They are rated to 500 psi (34 bar) when using the non-repositionable compression ring. These fittings come with both the O-ring and the compression ring.

Pressure fittings to 871°C (1600°F)						
	Body material	Thread "CH"	Process thread	Adder "A" (Total length)	Probe Ø inch (mm)	Model
	316 stainless steel	None	1/8 - 27 NPT	1.5" min. (39 mm)	0.188 (4.8)	FG141T3P2
		None	1/4 - 18 NPT			FG141T3P4
		None	1/2 - 14 NPT			FG141T3P8
		None	1/8 - 27 NPT		0.250 (6.4)	FG141T4P2
		None	1/4 - 18 NPT			FG141T4P4
		None	1/2 - 14 NPT			FG141T4P8
		1/2 - 14 NPT	1/2 - 14 NPT	2.9" (74 mm)	0.125 (3.2)	FG145T2
					0.188 (4.8)	FG145T3
					0.250 (6.4)	FG145T4

Note: Pressure fittings are rated to 1500 psi (103 bar) at 25°C/77°F, reducing to 500 psi (34 bar) at 630°C/1166°F. The probe cannot be repositioned after installation.



To determine the ideal probe length add the insertion depth to the adder A for the fitting you will use.

Specifications subject to change