RIK 5A

5A Rogowski Integrator Kit Datasheet



The Accuenergy 5A Rogowski Integrator Kit (RIK 5A) conveniently provisions up to three channels for Rogowski coils to be integrated to any metering device application that accepts a 5A input. Each integrator channel can be adjusted to accept one of seven field configurable CT ratios for added flexibility. The RIK 5A can be used on services up to 60,000A AC.

Features

- Available as a three-channel kit & compatible with both 50/60Hz systems
- Seven field-configurable CT ratios: 500A, 1kA, 2.5kA, 5kA, 10kA, 25kA, 50kA
- The rope-style current transformer flexes to fit into tight electrical panels
- The 0-5A rated output is compatible with any device with a 5A nominal current transformer input
- 2.5A to 50,000A current sensing range accommodates nearly any application
- CT ratios can be configured independently for each channel
- Includes three Rogowski coils

Specifications

RATED CURRENT	
Current Range	2.5A - 60000A
Sensing Range	500A, 1000A, 2500A, 5000A, 10000A, 25000A, 50000A User Selectable
Integrator Output	0 - 6A RMS (0 - 5A RMS Nominal)
Integrator Accuracy	±1% Full Scale Error
MECHANICAL/ENVIRONMENTAL	
Integrator Kit Size	253.0mm x 90.5mm x 100mm 9.97" x 3.56" x 3.94"
Input/Output Wire Connection	14 - 30 AWG
Operating Temperature	-20°C ~ 55°C -4°F ~ 131°F
Operating Humidity	Non-condensing, 0 to 95% RH
Integrator Enclosure Material	ABS, UL 94V-0
Mounting	DIN TS-35/7.5 or 15 (DIN 43880) or Panel
ELECTRICAL	
Measurement Channels	3 Channels (three-phase or single-phase)
Channel Cross Talk	<-60dB
Response Time	<10ms
Burden	1.8VA/channel
Maximum Output Impedance	50mΩ
Power Supply	AC/DC Power Supply 24Vdc, 85-264Vac
Supply Voltage	24Vdc ±5%
Supply Current	0.9Adc at 24Vdc
SAFETY/COMPLIANCE	
Certifications	CE, RoHS, UL Listed (E359521)
ROGOWSKI COIL OPTIONS:	
Window Size	RCT16-1000 - 106.0mm (4.17") RCT24-1000 - 178.0mm (7.01") RCT36-1000 - 271.0mm (10.67") RCT47-1000 - 369.0mm (14.53")
Length of Coil	RCT16-1000 - 400.0mm (15.75") RCT24-1000 - 600.0mm (23.62") RCT36-1000 - 900.0mm (35.43") RCT47-1000 - 1200.0mm (47.24")
Coil Material	Orange thermoplastic rubber UL 94V-0 rated flame retardant
Lead Wires	1000V UL Style 20940, 26AWG
Wire Polarity	White=Positive, Brown=Negative, Bare=Shield
Phase Orientation	Arrow Points Towards Load

Integrator's Current Range Settings

PRIMARY INPUT (A_{RMS})	SENSING RANGE (A)	OUTPUT	CT RATIO
500	2.5 to 600	5A @500A	500:5
1000	5 to 1200	5A @1000A	1000:5
2500	12.5 to 3000	5A @2500A	2500:5
5000	25 to 6000	5A @5000A	5000:5
10000	50 to 12000	5A @10000A	10000:5
25000	125 to 30000	5A @25000A	25000:5
50000	250 to 60000	5A @50000A	50000:5

Dimensions

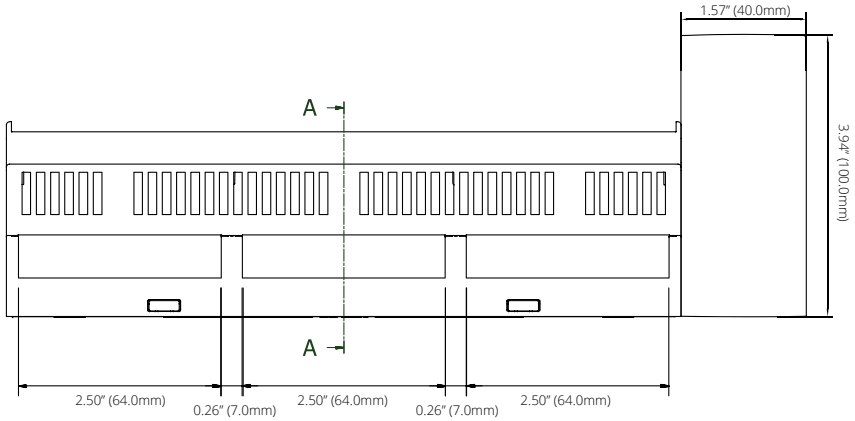

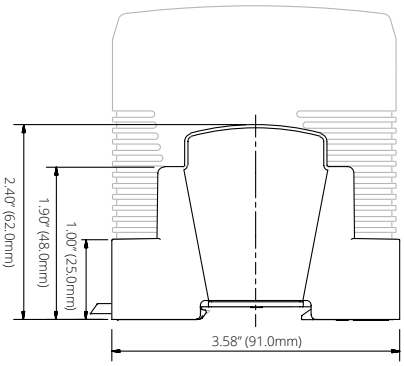

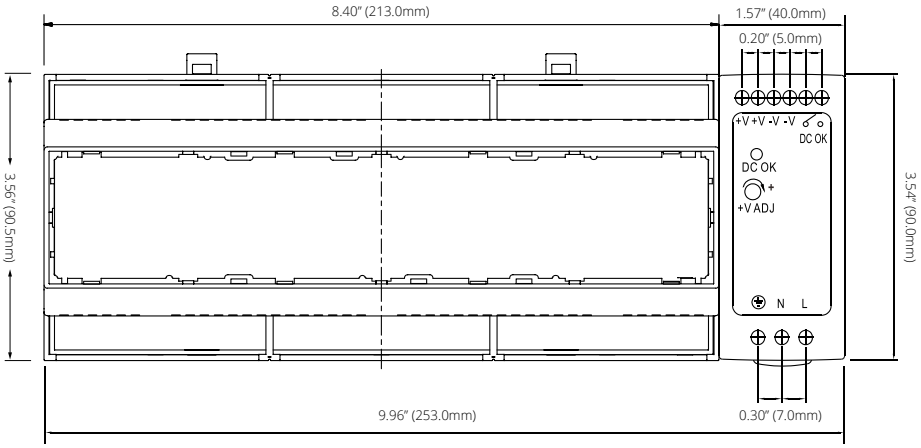

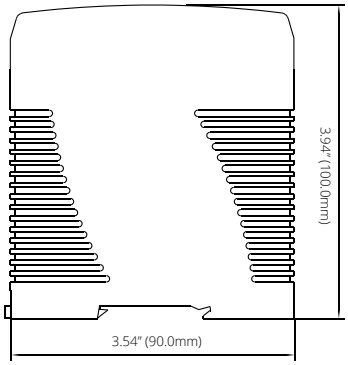

Ordering Information

	Model	*Rogowski Coil Length*		*Integrator Output*		*Lead Length*
Ordering Number	RIK		-		-	
Ordering Example	**RIK**	**24**	**-**	**5A**	**-**	**5M**
		16		5A		5M
		24				10M
		36				25M
		47				50M

Mod-Tronic Instruments Ltd.
1-800-794-5883
www.mod-tronic.com
sales@mod-tronic.com

Revision Date: August 2025 Version: 1.0.5
Specs Subject To Change Without Notice.