



SERIES DPMA, DPMW, DPMP, & DPML

# LCD DIGITAL PANEL METERS

3-1/2 & 4-1/2 Digit LCD, User Selectable Engineering Units, Panel Mount



DPMA



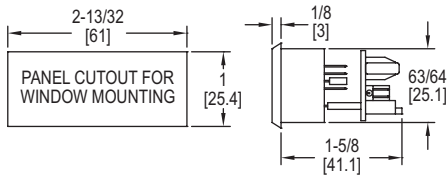
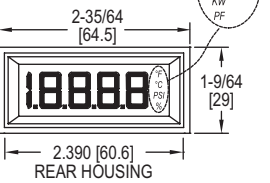
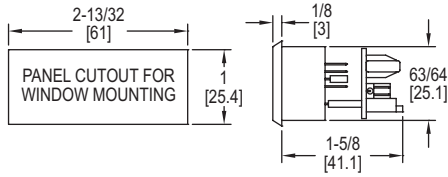
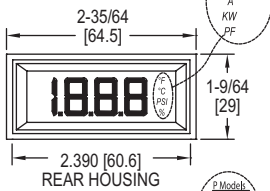
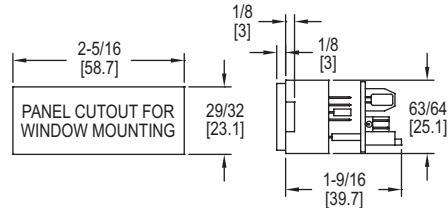
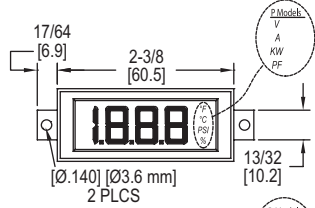
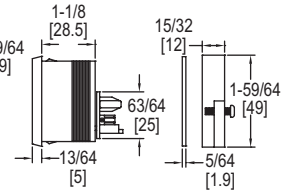
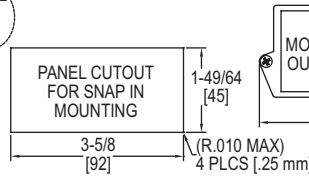
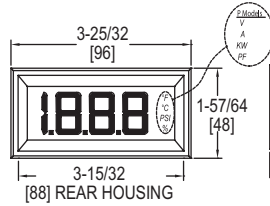
DPMW



DPMP



DPML



The Series DPMA, DPMW, DPMP, & DPML LCD Digital Panel Meters provide easy viewing on the 3-1/2 or 4-1/2 digit LCD display. On the DPMP and DPML the snap-in bezel mount eliminates mounting hardware for quick installation. The DPMA has a high contrast display for easy viewing in a standard 1/8 DIN package. The DPMW window mounts using two screws to sit flush within the panel cutout. This series can accept 4 to 20 mA, 0 to 200 mVDC, 0 to 5 VDC, or 0 to 10 VDC input signal and requires a 24 VDC power supply to illuminate the colored segments.

**FEATURES/BENEFITS**

- Panel mount for quick installation
- 3-1/2 or 4-1/2 digit with 0.45" or 1" segments
- Colored segments available in black, red, amber, green, or blue
- Jumper selectable engineering units and decimal point positions

**APPLICATIONS**

- Display process values from pressure, humidity, temperature, voltage, current, watt, or power factor transmitters

**ACCESSORIES**

Model	Description
DPM-12P	Regulated 120 VAC to 12 VDC power supply
DPM-24P	Regulated 120 VAC to 24 VDC power supply

**SPECIFICATIONS**

**Input:** DPMX-4XX(P): 4 to 20 mA; DPMX-5XX(P): 0 to 200 mVDC, 0 to 5 VDC, or 0 to 10 VDC.  
**Input Impedance:** DPMX-4XX(P): 300Ω nominal; DPMX-5XX(P): 390Ω nominal.  
**Accuracy:** DPMA: ±(0.05% FS + 1 count); DPMW/P/L: ±(0.1% FS + 2 count).  
**Power Supply:** DPMX-4XX(P): Powered by control loop; DPMX-5XX(P): 12 VDC or 24 VDC.  
**Backlight Power Supply:** 24 VDC @ 35 mA typical.  
**Span and Zero:** Adjustable (±1999 counts).  
**Display:** DPMA: 3-1/2 digits, 7 segments, 1" (25.4 mm) H; DPMP/W: 3-1/2 digits, 7 segments, 0.45" (11.4 mm) H; DPML: 4-1/2 digits, 7 segments, 0.45" (11.4 mm) H.

**Decimal Points:** DPMA/W/P: 3-position, user selectable; DPML: 4-position, user selectable.  
**Polarity:** Automatic, "-" displayed.  
**Operating Temperature:** 32 to 122°F (0 to 50°C).  
**Storage Temperature:** -4 to 158°F (-20 to 70°C).  
**Mounting:** DPMA: Snap-in panel mount or clamp (gasket included); DPMW: Window mount; DPMP/L: Snap-in bezel mount.  
**Connection:** Screw terminals.  
**Conversion Rate:** 3 per s.  
**Warm-Up:** 10 minutes typical.  
**Weight:** DPMA: 4 oz (113.4 g); DPMW/P/L: 2 oz (56.7 g).

**MODEL CHART**

Model	Input	Segments	Engineering Units	Digit	Model	Input	Segments	Engineering Units	Digit
DPMA-401	Current	Amber	°F, °C, %, PSI	3-1/2"	DPMW-401P	Current	Amber	V, A, KW, PF	3-1/2"
DPMA-402	Current	Red	°F, °C, %, PSI	3-1/2"	DPMW-402P	Current	Green	V, A, KW, PF	3-1/2"
DPMA-404	Current	Green	°F, °C, %, PSI	3-1/2"	DPMW-403P	Current	Red	V, A, KW, PF	3-1/2"
DPMA-501	Voltage	Amber	°F, °C, %, PSI	3-1/2"	DPMP-401*	Current	Amber	°F, °C, %, PSI	3-1/2"
DPMA-502	Voltage	Red	°F, °C, %, PSI	3-1/2"	DPMP-402*	Current	Green	°F, °C, %, PSI	3-1/2"
DPMA-504	Voltage	Green	°F, °C, %, PSI	3-1/2"	DPMP-403*	Current	Red	°F, °C, %, PSI	3-1/2"
DPMA-401P	Current	Amber	V, A, KW, PF	3-1/2"	DPMP-501*	Voltage	Amber	°F, °C, %, PSI	3-1/2"
DPMA-402P	Current	Red	V, A, KW, PF	3-1/2"	DPMP-502*	Voltage	Green	°F, °C, %, PSI	3-1/2"
DPMA-404P	Current	Green	V, A, KW, PF	3-1/2"	DPMP-503*	Voltage	Red	°F, °C, %, PSI	3-1/2"
DPMA-501P	Voltage	Amber	V, A, KW, PF	3-1/2"	DPMP-401P*	Current	Amber	V, A, KW, PF	3-1/2"
DPMA-502P	Voltage	Red	V, A, KW, PF	3-1/2"	DPMP-402P*	Current	Green	V, A, KW, PF	3-1/2"
DPMA-504P	Voltage	Green	V, A, KW, PF	3-1/2"	DPMP-403P*	Current	Red	V, A, KW, PF	3-1/2"
DPMW-401	Current	Amber	°F, °C, %, PSI	3-1/2"	DPMP-501P*	Voltage	Amber	V, A, KW, PF	3-1/2"
DPMW-402	Current	Green	°F, °C, %, PSI	3-1/2"	DPMP-502P*	Voltage	Green	V, A, KW, PF	3-1/2"
DPMW-403	Current	Red	°F, °C, %, PSI	3-1/2"	DPMP-503P*	Voltage	Red	V, A, KW, PF	3-1/2"

\*For 4-1/2 digit display, change DPMP to DPML. Example: DPML-401